

IQ FOB-S QUICK INSTALL GUIDE



Convenience on a keychain

The IQ Fob is one of the easiest ways to use your system. Using our proprietary S-Line encryption technology, encrypts signals sent to the IQ Panel while still providing backwards compatibility for legacy 319.5 systems. Most people find themselves remembering they haven't armed their system as they get into the car, or are too busy carrying things to arm their system from the IQ Panel.

The IQ Fob allows you to activate your system within 100' of the IQ Panel, and has the hidden feature of being able to activate an intrusion or "police" panic by pressing "Lock" and "Unlock" together for 3 seconds.



FEATURES

- Encrypted S-Line sensor technology
- Lock button can arm in stay or away mode
- Unlock disarms system
- Up to 100' range
- Panic function



This is a quick guide for experienced installers only. Refer to <http://dealers.qolsys.com> (login required)

STEP 1 LEARN INTO PANEL



Place your panel in "autolearn" mode



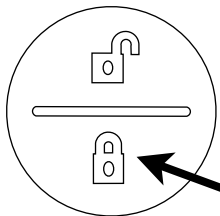
Press and hold arm and disarm buttons to "tamper" the device

ADD

Customize name and settings as desired and touch "ADD"



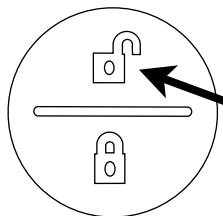
STEP 2 ARMING YOUR SYSTEM



Press the arm button down once until the red LED lights up for stay mode.

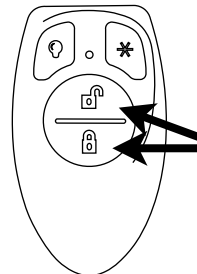
Press a second time to arm away.

STEP 3 DISARMING YOUR SYSTEM



Press the disarm button down once until the red LED lights up to disarm the system.

STEP 4 SENDING A PANIC SIGNAL



Press and hold the arm and disarm buttons down for three seconds to send an emergency panic signal to the panel.



Document#: IQDW-QG-1-17
Revision#: 1/4/17
Issue Date: JAN 2017
Qolsys Product #: QS1331-840

Qolsys Inc. proprietary.
Reproduction without permission is not permitted.
FCC ID: 2ABBZ-RF-KEYFOB
IC: 11817A-RFKEYFOB

GOT QUESTIONS?
CONTACT TECH SUPPORT
TechSupport@Qolsys.com

This device complies with part 15 of the FCC Rules. Operation is subject to the following two conditions: (1) This device may not cause harmful interference, and (2) this device must accept any interference received, including interference that may cause undesired operation. Changes or modifications not expressly approved by the party responsible for compliance could void the user's authority to operate the equipment.

This device complies with Industry Canada licence-exempt RSS standard(s). Operation is subject to the following two conditions: (1) this device may not cause interference, and (2) this device must accept any interference, including interference that may cause undesired operation of the device.

Cet appareil est conforme avec Industrie Canada exempts de licence standard RSS (s). Son fonctionnement est soumis aux deux conditions suivantes: (1) cet appareil ne doit pas provoquer d'interférences et (2) cet appareil doit accepter toute interférence, y compris celles pouvant causer un mauvais fonctionnement de l'appareil.