



LogicMark Disclaimers and Limited Warranty

COMMUNICATION AND RESPONSE LIMITATIONS: Purchaser acknowledges that signals which are transmitted over telephone lines, or other modes of communication pass through communication networks wholly beyond the control of LogicMark LLC and are not maintained by LogicMark LLC, and, therefore, LogicMark LLC shall not be responsible for any equipment or communication failure which prevents transmission signals from reaching your contact list including emergency 911 operators or damages arising therefrom. **Purchaser acknowledges that LogicMark LLC provides no response to the System's equipment.** The equipment is designed to communicate with the a central station of your choice and LogicMark LLC is not and shall not be responsible for ambulance, police or other emergency response time or that any response will be provided by the central monitoring station.

TESTING AND SERVICE OF THIS EQUIPMENT: The equipment, once installed, are in the exclusive possession and control of the Purchaser, and it is Purchaser's sole responsibility to test the operation of equipment and request warranty service if the equipment is under warranty.

PURCHASER'S EXCLUSIVE REMEDY: Purchaser's exclusive remedy for LogicMark LLC's default hereunder is to require LogicMark LLC to repair or replace, at LogicMark LLC's option, any equipment or part of the personal emergency alert system which is non-operational during LogicMark LLC's warranty period.

LIMITATION OF LIABILITY: This equipment is not designed or guaranteed to prevent any loss or injury. This Limited Warranty and Disclaimer of Liability constitutes the terms of sale and use of the equipment, and if there should arise any liability on the part of LogicMark LLC as a result of any cause whatsoever, regardless of whether or not such loss, damage, or personal injury was caused by or contributed to by LogicMark LLC's negligence to any degree or failure to perform any obligation or strict products liability, such liability will be limited to an amount paid by the Purchaser to LogicMark LLC for the product, or to the sum of \$350.00, whichever is greater.

ONE YEAR LIMITED WARRANTY

Warranty: LogicMark, LLC warrants to the original consumer/purchaser that this product shall be free of defects in material and workmanship under normal use and circumstances for a period of one (1) year from the date of original purchase for use.

How to Get Warranty Service: All warranty service must go through your dealer or service provider.

Warranty Limitations and Exclusions: LogicMark LLC does not represent nor warrant that this System will prevent any loss, damage or injury to person or property, or that the personal emergency alert System will in all cases provide the protection for which it is installed or intended. Purchaser acknowledges that LogicMark LLC is not an insurer, and that Purchaser assumes all risk for loss or injury to Purchaser's property or person. LogicMark LLC has made no representation or warranties, except those expressed herein and hereby disclaims any express warranty of merchantability or fitness for any particular use.

LogicMark, LLC. will not be responsible for the improper use of this System, nor will it be responsible for failure resulting from the use of other equipment connected to the same phone line. We will not be responsible for the quality of the phone line or the reliability or quality of the phone service with which the System is used. LogicMark, LLC. will not be responsible for the installation of the System. It will not be responsible for the improper use or abuse of the base unit or pendant.

This warranty shall constitute the sole liability of LogicMark, LLC concerning the product. ALL IMPLIED WARRANTIES INCLUDING, WITHOUT LIMITATION, THE WARRANTIES OF MERCHANTABILITY AND FITNESS FOR A PARTICULAR PURPOSE ARE LIMITED IN DURATION TO THE TERM OF THIS EXPRESSED ONE YEAR LIMITED WARRANTY. NO PERSON, FIRM, OR CORPORATION IS AUTHORIZED TO ASSUME FOR LogicMark, LLC. ANY OTHER LIABILITY IN CONNECTION WITH THE SALE AND USE OF THE PRODUCT. LogicMark, LLC AND AGENTS AND DISTRIBUTORS WILL BEAR NO LIABILITY WHATSOEVER FOR INCIDENTAL OR CONSEQUENTIAL DAMAGES OR CHARGES OF ANY KIND

This warranty is void if the product has been damaged or tampered with or if the product or any such parts have been opened. In all cases of damage during shipment, a claim must be filed with the shipping carrier and not with LogicMark, LLC.

State Law: This warranty gives you specific legal rights; you may also have other rights which vary from state to state. Some states do not allow the exclusion or limitation of incidental or consequential damages, or a limitation on the duration of implied warranties, so the above disclaimers may not apply to you.

OUT OF WARRANTY REPAIRS

As with all warranty repairs, you need to work through your dealer or service provider. If the warranty period has expired or if you are not the original owner of the product, you can return the product pre-paid to LogicMark, LLC; 10106 Bluegrass Pkwy; Louisville KY, 40299, USA for repair or replacement at our standard rates.

Information The FCC Wants You To Know:

Cellular Accessory - Model 40914ACC

Contains FCC ID: RSO-LISAC200A

Contains IC: 8595B-LISAC200A

Changes or modifications not expressly approved by the party responsible for compliance could void the user's authority to operate the equipment.

This device complies with Part 15 of the FCC Rules. Operation is subject to the following two conditions: (1) this device may not cause harmful interference, and (2) this device must accept any interference received, including interference that may cause undesired operation.

This equipment has been tested and found to comply with the limits for a Class B digital device, pursuant to Part 15 of the FCC Rules. These limits are designed to provide reasonable protection against harmful interference in a residential installation. This equipment generates uses and can radiate radio frequency energy and, if not installed and used in accordance with the instructions, may cause harmful interference to radio communications. However, there is no guarantee that interference will not occur in a particular installation. If this equipment does cause harmful interference to radio or television reception, which can be determined by turning the equipment off and on, the user is encouraged to try to correct the interference by one of the following measures:

- Reorient or relocate the receiving antenna.
- Increase the separation between the equipment and receiver.
- Connect the equipment into an outlet on a circuit different from that to which the receiver is connected.
- Consult the dealer or an experienced radio/TV technician for help.

This portable transmitter with its antenna complies with FCC/IC RF exposure limits for general population/uncontrolled exposure.

This Device complies with Industry Canada License-exempt RSS standard(s). Operation is subject to the following two conditions: 1) this device may not cause interference, and 2) this device must accept any interference, including interference that may cause undesired operation of the device.

Cet appareil est conforme à Industrie Canada exemptes de licence RSS ou les normes. Opération est sujette aux deux conditions suivantes: 1) cet appareil ne doit pas brouiller et 2) cet appareil doit accepter toute interférence reçue, y compris les interférences pouvant entraîner un fonctionnement indésirable du dispositif.

Privacy of communications may not be ensured when using this product.

This product meets the applicable Industry Canada technical specifications. / Le présent matériel est conforme aux spécifications techniques applicables d'Industrie Canada.

CARETAKERSENTRY

Cell Accessory Quick Install Guide


Instructions for Installing Your New Wireless Solution

Equipment Reference Guide

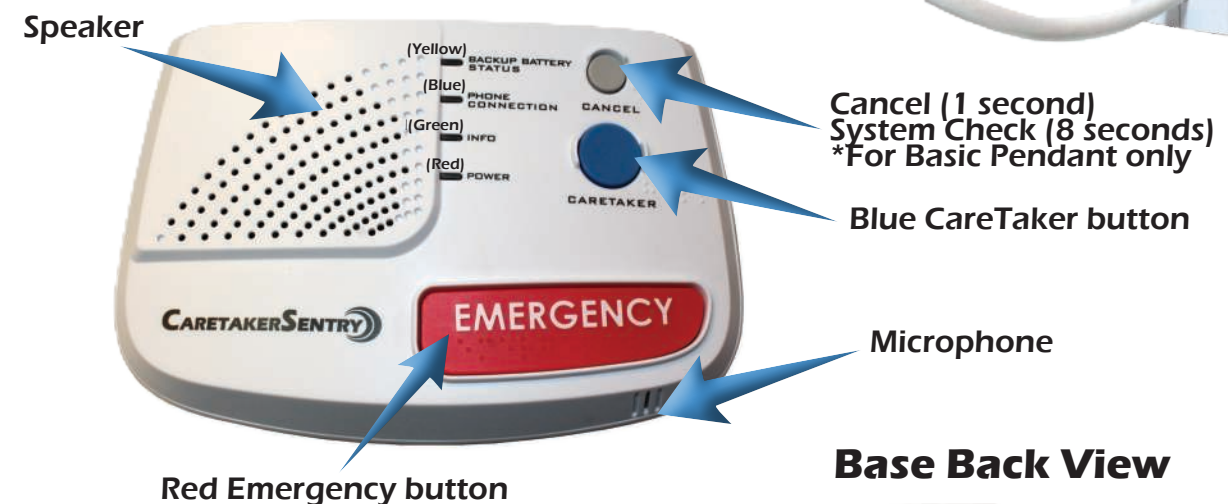
Base Side View




Cell Accessory



Base Top View



Base Back View



CARETAKERSENTRY Cell Accessory Step-by-Step Installation

1

Confirm Accessories in Kit

Cell Accessory



AC Adapter



2

Plug Accessory cable into base


Plug the Accessory cable from the Cell Accessory into the side of the CaretakerSentry base unit.



3

Plug Power Cords into Wall Jacks

Plug the AC Adapter power cord into the power jack and twist 1/4 turn clockwise to lock, then plug into a wall power outlet.



4

Test the Unit

Performing a System Test On Basic Pendant

- PUSH and HOLD the CANCEL button for **8-10 seconds** to enter "System Check"
- Push GRAY EMERGENCY button for **2 seconds** on Pendant (RED LED on the pendant should turn ON for 1 second)

Performing a System Test on Two-way Pendant

- PUSH and HOLD the GRAY TEST Button on the back pendant for 4 seconds. (Pendant will beep twice and the RED LED on the pendant should turn on)

Then:

- Listen for voice prompt from base unit:
 - "All Systems are OK – Battery is OK" is heard if the system is correctly installed (Base will also announce Cell Accessory activation number)
 - If any other voice prompt is heard, the unit will describe the problem
- Push and release the CANCEL button for 1 second to exit Test Mode (unit will automatically exit in 3 minutes)
- We recommend that you perform this System Test weekly**



5

Place call to Emergency Operator

with Basic Pendant

- Push GRAY EMERGENCY button on Basic Pendant for 2 seconds (RED LED on the pendant should turn ON for 1 second)

with Base Unit

- Push RED EMERGENCY button on top of base unit for 2 seconds and you will hear a voice prompt stating "Standby."

with Two-way Pendant

- Push BLUE EMERGENCY button on the two-way pendant for 2 seconds (RED LED on the pendant should turn on)

Then:

- You should hear a dial tone, dialing and then communication tones between the CaretakerSentry and central station. Several seconds later the operator should answer the call
- Talk normally – just like through a speaker phone
- At the end of the conversation, the CaretakerAlert should automatically hang-up – if not, push the CANCEL button for 1 second

