

IQ SMART SOCKET QUICK INSTALL GUIDE



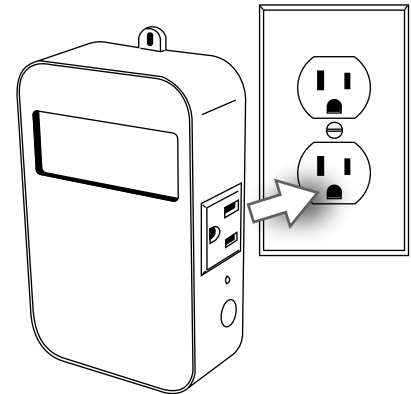
STEP 1 LOCATE OUTLET NEAR PANEL



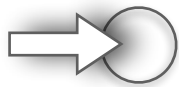
PLEASE NOTE:
PAIRING THE IQ SMART SOCKET NEAR THE IQ PANEL IS FOR CONVENIENCE ONLY.

ONCE IQ SMART SOCKET HAS BEEN SUCCESSFULLY PAIRED IT CAN BE MOVED ANYWHERE WITHIN ACCEPTABLE RANGE (APPROX 100 FEET OPEN AIR)

STEP 2 PLUG INTO OUTLET



STEP 3 PAIR WITH PANEL






Press button on bottom to "tamper" the device


ADD

Customize name and settings as desired and touch "ADD"

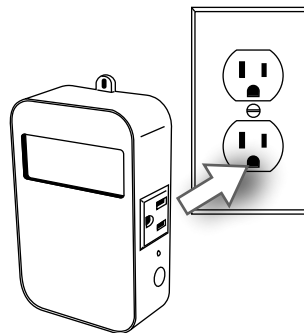
STEP 4 DECIDE WHAT TO CONTROL




STEP 5 LOCATE DESIRED OUTLET




STEP 6 PLUG IN SMART SOCKET



STEP 7 SECURE INTO PLACE



STEP 8 PLUG DEVICE IN



Max current 15A or 1800W

DOCUMENT INFORMATION

Document#: IQSS-QG-03-17
Revision#: 03222017
Issue Date: MAR 2017
Qolsys Part #: QS-2100-P01
Firmware : 2016_08_26_9D7C

FCC ID: 2AAJXQS2100
IC: 11205-QS2100
Qolsys Inc. proprietary.

Reproduction without permission is not permitted.

SUPPORT

GOT QUESTIONS?
CONTACT TECH SUPPORT
TechSupport@Qolsys.com



This device complies with part 15 of the FCC Rules. Operation is subject to the following two conditions: (1) This device may not cause harmful interference, and (2) this device must accept any interference received, including interference that may cause undesired operation. Changes or modifications not expressly approved by the party responsible for compliance could void the user's authority to operate the equipment.

This device complies with Industry Canada licence-exempt RSS standard(s). Operation is subject to the following two conditions: (1) this device may not cause interference, and (2) this device must accept any interference, including interference that may cause undesired operation of the device.

Cet appareil est conforme avec Industrie Canada exempts de licence standard RSS (s). Son fonctionnement est soumis aux deux conditions suivantes: (1) cet appareil ne doit pas provoquer d'interférences et (2) cet appareil doit accepter toute interférence, y compris celles pouvant causer un mauvais fonctionnement de l'appareil.